Georgia Natural Gas

Natural Gas
Market Review
A Weekly Industry Update
November 2, 2026

Latest News & Insights

Despite mostly bearish news in the market, the November contract, shortly after hitting a six-month low, rebounded to expire on Wednesday at $2.817, a gain of 6.7%. This was largely considered to be a technical correction. Meanwhile, the new December prompt month dipped nearly 5% for the week to close on Friday at $2.898, with the back of the curve lower across the board as well.

Forecasted temperatures appear to be mostly above normal to normal across the country. The EIA posted a much higher than expected injection of 80 Bcf and these things in combination are providing the bearish signals. However, LNG export demand is expected to remain strong and at these price levels producers are talking about ratcheting back production levels. The market is a bit higher this morning to begin the week. Please reach out with any questions.

NYMEX Natural Gas Futures Closing Prices on 10/30/202

Term	Definition	$/Dt	Δ/Week
Nov-26	(Final Settlement)	$2.817	$0.177
Dec-26	(Front Month)	$2.898	($0.152)
Dec-26 to Mar-27	(Winter Diminishing)	$2.926	($0.131)
Apr-27 to Oct-27	(Summer Forward)	$2.706	($0.076)
Dec-26 to Nov-28	(12 Month)	$3.183	($0.081)
Dec-26 to Nov-29	(24 Month)	$3.340	($0.060)

Related NYMEX Energy Futures Closing Prices on 10/30/2026

Product	Term	Definition	$/Bbl or Gal	Δ/Week	$/Dt
Crude Oil	Dec-26	(Front Month)	$104.12	$0.85	$17.95
Crude Oil	Dec-26 to Feb-26	(3 Month)	$102.09	$1.23	$17.60
Heating Oil	Dec-26	(Front Month)	$4.6761	($0.1109)	$33.71
Heating Oil	Dec-26 to Feb-26	(3 Month)	$4.5816	($0.0943)	$33.03
Gasoline	Dec-26	(Front Month)	$3.1565	$0.0281	$25.25
Propane	Dec-26	(Front Month)	$1.2733	$0.1125	$13.33

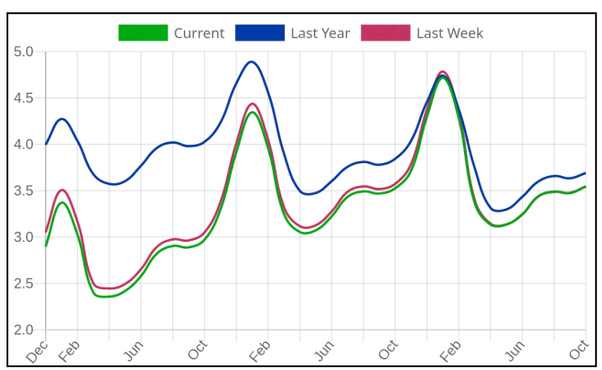

LNG Exports (Bcf/d)

Date	10/27/26	10/28/26	10/29/26	10/30/26	10/31/26	11/01/26	11/02/26
Bcf/d	19.93	20.58	20.52	20.63	21.12	19.75	19.70

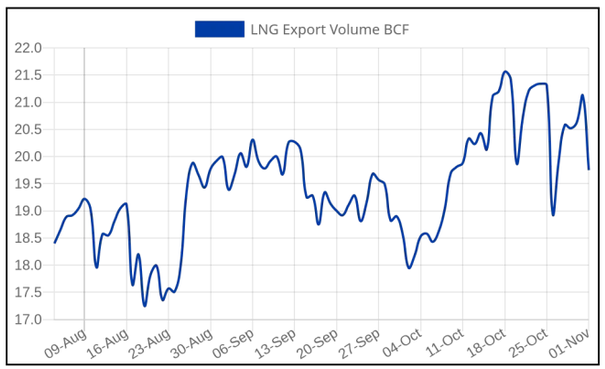

Domestic Production (Bcf/d)

Date	10/27/26	10/28/26	10/29/26	10/30/26	10/31/26	11/01/26	11/02/26
Bcf/d	111.56	110.57	111.85	111.86	112.78	109.44	108.41

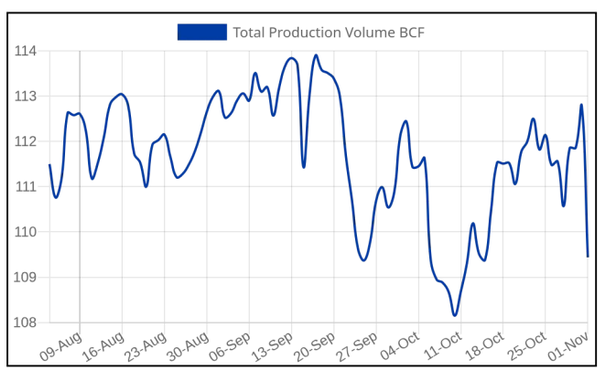

Storage Report

The EIA reported a weekly injection of 80 Bcf, and 3,724 Bcf of working gas storage; which is 147 Bcf less than last year and 38 Bcf above the 5 yr. avg.

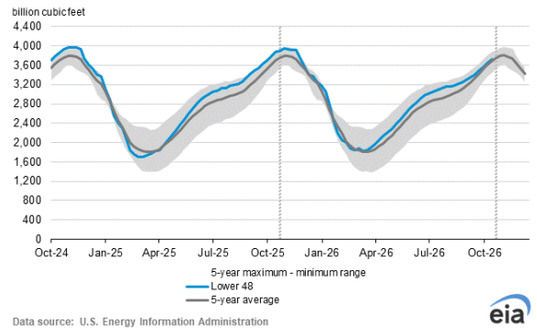

National Weather Forecast

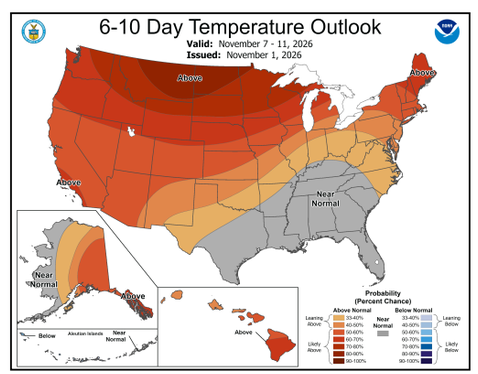

Domestic Rig Count

Baker Hughes reports 130 natural gas rig(s) for the week ending 10/30/2026, a decrease of 2 rig(s) for the week, vs. 125 the same week in 2025.

Georgia Natural Gas

Courtesy Of:
Chris Turner
(404) 386-6816
chris.turner@gng.com
Contact me with any questions - we value you as a client!

SouthStar Energy Services (SSE) has not verified the accuracy of the information provided in this newsletter – we are simply providing helpful and relevant industry information. The opinions expressed here are not a recommendation to buy or sell any products or services. If you choose to rely on any information or opinions shared in this newsletter, you are doing so at your own risk. SSE does not provide any warranties, whether expressed or implied, regarding the content of this newsletter.

SouthStar Energy Services (SSE) has not verified the accuracy of the information provided in this newsletter – we are simply providing helpful and relevant industry information. The opinions expressed here are not a recommendation to buy or sell any products or services. If you choose to rely on any information or opinions shared in this newsletter, you are doing so at your own risk. SSE does not provide any warranties, whether expressed or implied, regarding the content of this newsletter.